



ZENKO[®]
combo

Tutorial & Songbook

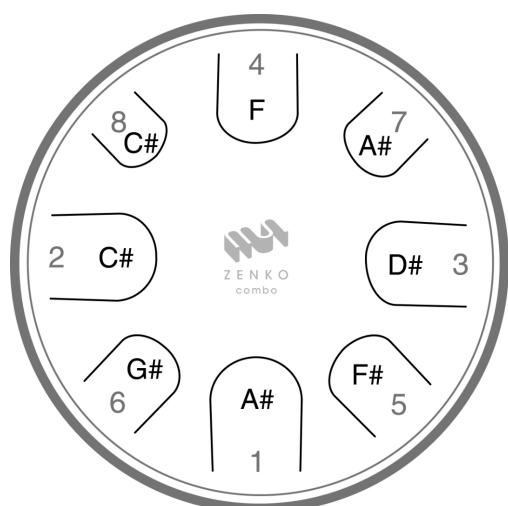


Zenko Combo - Tutorial & Songbook

Introduction

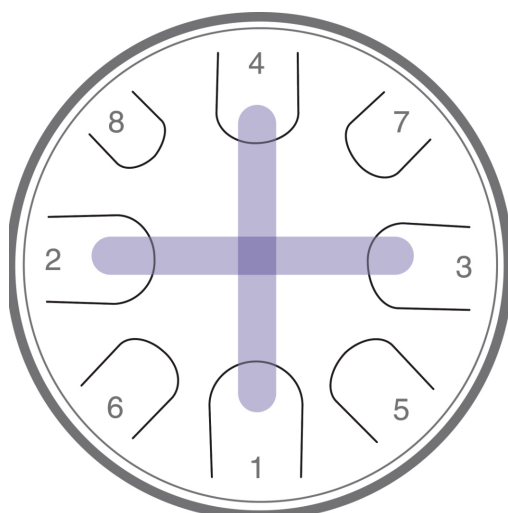
Dear client, thank you for choosing our **Zenko combo**! The Zenko, created by **Metal Sounds**, producers of the finest percussion instruments, hand making high quality stainless steel drums in France, since 2014.

The Zenko is an 8 or 9 note Steel tongue drum, coming in 10 different models, with many scales and note layouts to choose from. For more information on our Zenko range please visit: <https://metalsounds-shop.com>



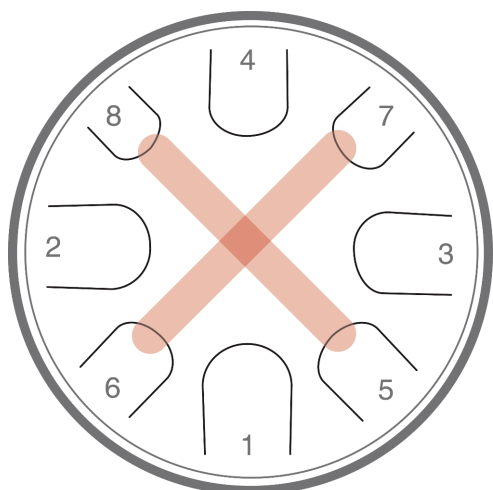
Range

The Zenko Combo comes tuned to Bb3, C#4, Eb4, F4, F#4, G#4, Bb4 and C#5. These notes correspond to the black keys on the piano (Bb Minor pentatonic scale) with an extra F.



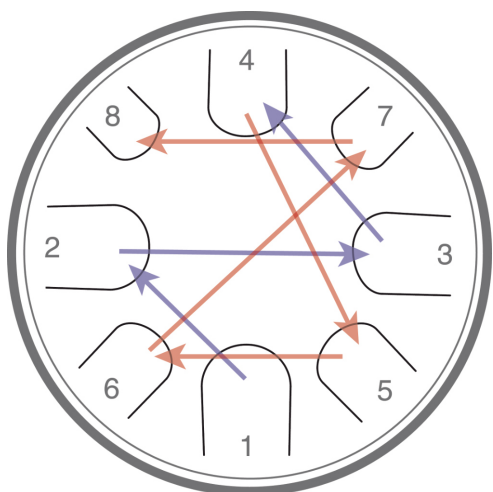
Note Layout 1-4

The Zenko Combo's notes are arranged in a cross and an X formation in terms of pitch range. The lowest note (1) is at the very bottom, in the center, and the following three (2-4) are the end points of the cross shape.



Note Layout 5-8

The 5, 6, 7 and 8 notes are located at the ends of the 'X' shape, these differ from the lower notes (1-4) not only by their position but also by their smaller size.

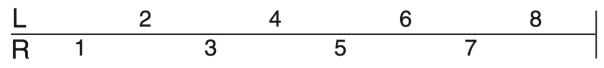




Playing Zenkos Scale

To play the Zenko's scale from low to high notes, start with the note at the very bottom (1). Follow the blue arrows at each of the ends of the cross (2, 3 and 4), then continue following the red arrows at the end of each of the "X" bars (5, 6, 7 and 8). If you want to play the scale from high to low, play the notes in reverse order. You can play this scale by alternating between right and left hand, starting with the left to avoid crossing them.

Notation

The staff is complemented by a tablature showing which hand to use (right or left) as well as the pitch of every note, represented by a number. In many cases and especially if reading music is not your strong point, it is easier to find the right note via the tablature. For ease of readability, the Zenko Combo's scale is further notated in a F# major staff.

	Tablature
	Score
	Presentation in F# - Major



Video

Playing Position

Playing Position

To play the Zenko in a sitting position, place it flat on your lap, with the 2nd note closest to you, making sure it's far enough away that you don't have to bend your arms to reach the nearer notes.

Alternatively you can play the Zenko by placing it on a stool, chair or table top using the foam support provided with your drum.

If you wish to play the Zenko in a standing position, we advise you to use the special Metal Sounds stand which the Zenko can be screwed to.



Video



[Zenko on its Stand](#)

Technique

The easiest way to play the Zenko is to use mallets. Use the rubber head mallets included with the drum or your own of similar hardness. Playing with your hands is more demanding but gives a richer sound. You can also play with your thumb or index finger. The thumb gives a rounder sound and is more suitable for the lower notes. The index finger produces a more accurate tone and is suitable for all notes. The best method is to hit the tongue directly letting your finger bounce away from the note immediately to avoid dampening or muffling its resonance.



Video



Playing with Mallets




Thumb Slap




Index Finger Slap

When playing with your hands, you can dampen the sounds by applying light pressure with your fingertips on the note after hitting it with your hand.



Dampen Sound with Fingertips

In addition to playing with your hands, you can play two adjacent notes simultaneously with one hand by using your thumb and index finger and start a different chord.



Thumb and Index Finger

Une matinée à la mer

A Simple Melody

L 8 8 8 8 3 | 7 7 7 7
 R 4 7 4 7 3 | 3 5 3 5



8 8 8 8 3 | 7 7 7 7
 4 7 4 7 3 | 3 5 3 5 2



7 7 7 7 3 | 7 7 7 7 2



2 5 2 5 3 | 3 5 3 5 2



2 4 4 2 4 4 2 | 2 4 4 2 4 4 1
 3 5 3 3 5 3 | 3 5 3 3 5 3



1 4 4 1 4 4 1 | 1 4 4 1 4 4 2
 3 5 3 3 5 3 | 3 5 3 3 5 3



1 4 6 8 6 4
 3 5 7 7 5 3




Video

This slow and poetic melody is perfectly suited for getting to know the layout of the Zenko Combo's notes. Enjoy yourself!

Die Raupe

Groove Exercise



Conny Sommer

L 8 6 4 2 | 1 1 1 1 1 1
R 7 5 3 1 | 3 5 3 5 3 5 3 5

2 2 2 2 2 2 | 1 1 1 1 1 1
6 1 6 1 6 1 | 3 5 3 5 3 5 3 5

2 2 2 6 6 2 2 | 1 1 1 1 1 1
6 1 6 1 2 1 6 1 | 3 5 3 5 3 5 3 5

2 2 2 8 6 4 2 | 2 2 2 8 6 4 2 2
6 1 6 1 7 5 3 1 | 6 1 6 1 7 5 3 1

1st & 2nd X | 3rd X

1
3



Video

The central motif of this piece is the two chord groove, with the addition of slightly varying melodies in each repetition. Be creative and find your own groovy melodies to incorporate!

Camels

Groove and Arpeggio Exercise



Conny Sommer

L 7 7 7 7 7 7 | 8 8 8 8 8 6 4 |
 R 3 5 3 3 5 | 2 6 2 7 5 |

7 7 7 7 7 | 8 8 8 6 4 2 4 |
 3 5 3 3 5 | 2 6 7 5 3 3 |

8 8 8 6 4 | 1 1 1 1 1 |
 2 6 7 5 3 | 3 5 3 5 3 5 3 5 3 5 1 |

2 4 6 8 6 6 2 | 1 1 1 1 1 |
 1 3 5 7 7 5 3 | 3 5 3 5 3 5 3 5 3 5 1 |

2 4 6 8 6 4 5 | 2 4 6 8 6 4 |
 1 3 5 7 7 5 3 7 | 1 3 5 7 7 5 3 |

7 7 7 7 7 6 6 6 | 1 1 1 1 1 |
 3 3 3 3 3 2 7 5 | 3 3 3 3 3 |

This piece is inspired by the rhythms and melodies of West African Balafon music. The second part of the tune is more difficult and should be tackled slowly.



Video

Striking the Top



Groove, Played with Hands

Conny Sommer

L 8 6 | 2 (play muted with fingertips on top)
 R 7 5 | 4

1 8 6 | 2
 3 7 5 | 4

1 1 1 | 1
 3 3 3 | 3

6 6 5 5
 8 8 7 7

6 6 2 2 | 5 5 3 3
 8 8 8 8 | 7 7 7 7

6 6 2 2 8 | 6 4 2 2 4 6 6 2 | 1
 8 8 8 8 | 7 5 3 1 3 5 7 5 | 3

The musical score is written for a 4/4 time signature in the key of D major (indicated by two sharps). It consists of seven staves of music. The first staff includes a rhythmic diagram with left and right hand parts. The notation features a mix of eighth and sixteenth notes, with many notes marked with an 'x' to indicate they should be muted with the fingertips. Accents (>) are placed over various notes throughout the piece. The score concludes with a final chord.

This piece is played with the hands only. All the notes represented by a cross should be muted with the fingertips.



Video



METAL SOUNDS

tel +33 (0)5 34 27 20 10

mobile +33 (0)6 21 10 10 18

ZA Piossane II

2 impasse d'Occitanie

31590 VERFEIL

FRANCE

<https://metalsounds-shop.com>

info@metalsounds.fr



All texts, compositions, photos and videos by Conny Sommer

English translation: Jonathan Kavanagh